



MINISTÉRIO DA EDUCAÇÃO
INSTITUTO FEDERAL DO ESPÍRITO SANTO
CONSELHO SUPERIOR

**RESOLUÇÃO DO CONSELHO SUPERIOR Nº 18/2019,
DE 1 DE JULHO DE 2019**

ANEXO III – Relatório Individual de Trabalho

Nome: Waylson Zancanella Quartezi

Matrícula Siape: 1043459

Classe / Nível: DIII-02

Lotação: Diretoria de Pesquisa. Pós-graduação e Extensão/Ifes – campus Montanha

Período de avaliação: **2021/1**

Justificativa de cumprimento

1 - ATIVIDADE DE ENSINO

1.1 - Avaliação discente

1.2 - Disciplinas Ministradas

a) 8 aulas de *Produção Vegetal III* para as turmas de 3º ano do curso Técnico em Agropecuária integrado ao ensino médio.

2- ATIVIDADE DE APOIO AO ENSINO

2.2 - Orientação de monografia de especialização

a) Mário Lovo - **Conceitos de adubação foliar e dinâmica da absorção de fontes de nutrientes de baixa solubilidade** - Monografia apresentada para obtenção do título de Especialista em Solos e Nutrição de Plantas - **Escola Superior de Agricultura Luiz de Queiroz/Universidade de São Paulo**

2.10 - Orientação de alunos bolsistas/voluntários de iniciação pesquisa e/ou extensão

a) Gabriel Sossai Pancieri - PT00009673 - Adaptabilidade de genótipos do cafeeiro robusta conduzidos em campo com proteção solar e irrigação subsuperficial – PIBIC (2020-2021);

b) Luan Leonério Pancieri - PT00009661 - Qualidade dos frutos de diferentes genótipos de cafeeiro, cultivados em campo com a combinação de proteção solar e irrigação subsuperficial - PIBIC (2020-2021)

c) Edison Mantoanelli Bis - PT00009751 - ANATOMIA FOLIAR DO CAFEEIRO ROBUSTA SUBMETIDO A DIFERENTES MANEJOS DE IRRIGAÇÃO E NÍVEIS DE SOMBREAMENTO PIBIC-Jr (2020-2021)

2.15 - Participação em Comissões e Conselhos ligados ao ensino

a) Membro do Núcleo Docente Estruturante do Curso Superior de Tecnologia em Gestão Ambiental do IFES Campus Montanha (PORTARIA Nº 262, DE 7 DE AGOSTO DE 2019).

2.20 - Cumprimento dos prazos estabelecidos para atividades didático-pedagógicas

[X] 75% a 100% [] 50 a 74% [] menor que 50%

2.21 - Atendimento e participação em reuniões de conselho pedagógico/administrativo -

[X] 75% a 100% [] 50 a 74% [] menor que 50%

3 - ATIVIDADES DE PESQUISA E INOVAÇÃO TECNOLÓGICA

3.2 - Coordenação de projetos de pesquisa com captação de recursos do Ifes

a) Irrigação por gotejamento subsuperficial e sombreamento com nanoparticulado em genótipos de cafeeiros “Robusta” – PJ00005095 (Editais 04/2020 - Pibic-Jr e 02/2020 – Pibic)

3.9 - Artigo em periódico indexado internacional padrão Capes

3.9.1 - Qualis A1

a) Photo-selective shading screens as a cover for production of purple lettuce. Revista: **Scientific Reports** (JCR: 4.379 (2020)). v. 11, p. 1-9, 2021.

3.9.4 - Qualis B2

b) Tannery sludge and urban waste compost in the production of L. through regression and multivariate analysis. Revista: **JOURNAL OF PLANT NUTRITION** (JCR: 1.707 (2020)). v. 1, p. 1-13, 2021.

4 - ATIVIDADES DE EXTENSÃO

4.2 - Participação como coordenador de programa ou projeto de extensão apoiado por Instituição Federal

a) Coordenador Institucional do Projeto "Monitoramento das Ações Territoriais do AGRONORDESTE" no âmbito do Ifes - (PORTARIA Nº 502, DE 25 DE MARÇO DE 2021).

5- ATIVIDADES ADMINISTRATIVAS

5.1- Atividades de desempenho gerencial

5.1.3 - Representação no CEPE e em Conselhos vinculados ao Ifes

- a) Membro do Conselho de Gestão do Ifes campus Montanha (PORTARIA Nº 287, DE 27 DE AGOSTO DE 2019).
- b) Membro do Conselho de Administração da Facto – Fundação de Apoio ao Desenvolvimento da Ciência e Tecnologia

5.1.6 - Participação como membro de colegiados didáticos

- a) Membro Titular do Colegiado do Curso Superior de Tecnologia em Gestão Ambiental (PORTARIA Nº 249, DE 15 DE JULHO DE 2019).

5.2 – Cargo / Função

5.2.3 - Diretores de Campi

- a) Substituto eventual da Direção Geral (PORTARIA Nº 32, DE 23 DE JANEIRO DE 2021).
- b) Substituto eventual da Direção Geral (PORTARIA Nº 150, DE 12 DE JULHO DE 2021).

5.2.4 - Cargos de CD

- a) Diretor de Pesquisa, Pós graduação e Extensão do Ifes campus Montanha (PORTARIA Nº 1281, DE 5 DE JUNHO DE 2017)


6 – OUTROS

- a) Representação do Ifes no Comitê Estadual Coordenação (CEC) do AgroNordeste no Espírito Santo - (PORTARIA Nº 1243, DE 30 DE JULHO DE 2021).

Data: 16/11/2021



Assinatura Docente



Assinatura do Coordenador



MINISTÉRIO DA EDUCAÇÃO

INSTITUTO FEDERAL DO ESPÍRITO SANTO
CAMPUS MONTANHA

DECLARAÇÃO

Declaro, para os devidos fins, que **Wylson Zancanella Quartezeni**, Matrícula Siape nº **1043459**, não foi avaliado, por meio da Avaliação Docente 2021/1 – Campus Montanha, pelos alunos dos Cursos Técnicos em Agropecuária Integrado ao Ensino Médio, devido à suspensão das atividades letivas presenciais, em virtude da pandemia da Covid-19.

Montanha - ES, 20 de outubro de 2021.

Lays de Oliveira Joel Lopes
Técnica em Assuntos Educacionais
Coordenadoria Geral de Ensino
Ifes - Campus Montanha



Emitido em 20/10/2021

DECLARAÇÃO Nº 83/2021 - MON-CGEN (11.02.27.01.08.02)

(Nº do Protocolo: NÃO PROTOCOLADO)

(Assinado digitalmente em 03/11/2021 10:59)

LAYS DE OLIVEIRA JOEL LOPES

TECNICO EM ASSUNTOS EDUCACIONAIS

MON-CGEN (11.02.27.01.08.02)

Matrícula: 2623943

Para verificar a autenticidade deste documento entre em <https://sipac.ifes.edu.br/documentos/> informando seu número: **83**, ano: **2021**, tipo: **DECLARAÇÃO**, data de emissão: **03/11/2021** e o código de verificação: **f7080116b5**



MINISTÉRIO DA EDUCAÇÃO
INSTITUTO FEDERAL DO ESPÍRITO SANTO
CAMPUS MONTANHA

DECLARAÇÃO

Declaro, para os devidos fins, que **Waylson Zancanella Quartezeni**, Matrícula Siape nº **1043459**, ministrou em 2021/1, para o Curso Técnico em Agropecuária Integrado ao Ensino Médio, a disciplina de Produção Vegetal com a carga horária de 08 aulas semanais.

Montanha – ES, 20 de novembro de 2021.

Lays de Oliveira Joel Lopes
Técnica em Assuntos Educacionais
Coordenadoria de Gestão Pedagógica
Ifes campus Montanha



Emitido em 20/10/2021

DECLARAÇÃO Nº 84/2021 - MON-CGEN (11.02.27.01.08.02)

(Nº do Protocolo: NÃO PROTOCOLADO)

(Assinado digitalmente em 03/11/2021 11:00)

LAYS DE OLIVEIRA JOEL LOPES

TECNICO EM ASSUNTOS EDUCACIONAIS

MON-CGEN (11.02.27.01.08.02)

Matrícula: 2623943

Para verificar a autenticidade deste documento entre em <https://sipac.ifes.edu.br/documentos/> informando seu número: **84**, ano: **2021**, tipo: **DECLARAÇÃO**, data de emissão: **03/11/2021** e o código de verificação: **8533c4c309**

Minhas Orientações

Projeto: PJ00005095 - Irrigação por gotejamento subsuperficial e sombreamento com nanoparticulado em genótipos de cafeeiros Robusta				Enviar Arquivos	
Plano de Trabalho: PT00009751 - ANATOMIA FOLIAR DO CAFEIRO ROBUSTA SUBMETIDO A DIFERENTES MANEJOS DE IRRIGAÇÃO E NÍVEIS DE SOMBREAMENTO				Apresentar na JIC	
BS00005050	Pesquisador Wayson Zancanella Quartezeni			Relatório Final	Aceito Download
04/2020 - Pibic-Jr	Estudante Edison Mantoanelli Bis[Termo de Compromisso]		Apresentação na JIC	Resumo	Não enviado
Reitoria	Ag. Financiadora Ifes		??	Poster	Aceito Download
Finalizado	Campus Execução Montanha				
	Início da bolsa 01/08/2020				
	Término da bolsa 31/07/2021				
Projeto: PJ00005095 - Irrigação por gotejamento subsuperficial e sombreamento com nanoparticulado em genótipos de cafeeiros Robusta				Enviar Arquivos	
Plano de Trabalho: PT00009673 - Adaptabilidade de genótipos do cafeeiro robusta conduzidos em campo com proteção solar e irrigação subsuperficial				Apresentar na JIC	
BS00004699	Pesquisador Wayson Zancanella Quartezeni			Relatório Final	Aceito Download
02/2020 - Pibic	Estudante Gabriel Sossai Pancieri[Termo de Compromisso]		Apresentação na JIC	Resumo	Aceito Download
Reitoria	Ag. Financiadora Ifes		??	Poster	Aceito Download
Finalizado	Campus Execução Montanha				
	Início da bolsa 01/08/2020				
	Término da bolsa 31/07/2021				
Projeto: PJ00005095 - Irrigação por gotejamento subsuperficial e sombreamento com nanoparticulado em genótipos de cafeeiros Robusta				Enviar Arquivos	
Plano de Trabalho: PT00009661 - Qualidade dos frutos de diferentes genótipos de cafeeiro, cultivados em campo com a combinação de proteção solar e irrigação subsuperficial.				Apresentar na JIC	
BS00004693	Pesquisador Wayson Zancanella Quartezeni			Relatório Final	Aceito Download
02/2020 - Pibic	Estudante Luan Leonério Pancieri[Termo de Compromisso]		Apresentação na JIC	Resumo	Aceito Download
Reitoria	Ag. Financiadora Ifes		??	Poster	Aceito Download
Finalizado	Campus Execução Montanha				
	Início da bolsa 01/08/2020				
	Término da bolsa 31/07/2021				



MINISTÉRIO DA EDUCAÇÃO
INSTITUTO FEDERAL DO ESPÍRITO SANTO
CAMPUS MONTANHA

DECLARAÇÃO

Declaro, para os devidos fins, que **Waylson Zancanella Quartezeni**, Matrícula Siape nº **1043459**, cumpriu em 2021/1 de 75% a 100% das atividades didático-pedagógicas.

Montanha – ES, 20 de novembro de 2021.

Lays de Oliveira Joel Lopes
Técnica em Assuntos Educacionais
Coordenadoria de Gestão Pedagógica
Ifes campus Montanha



Emitido em 20/10/2021

DECLARAÇÃO Nº 85/2021 - MON-CGEN (11.02.27.01.08.02)

(Nº do Protocolo: NÃO PROTOCOLADO)

(Assinado digitalmente em 03/11/2021 11:02)

LAYS DE OLIVEIRA JOEL LOPES

TECNICO EM ASSUNTOS EDUCACIONAIS

MON-CGEN (11.02.27.01.08.02)

Matrícula: 2623943

Para verificar a autenticidade deste documento entre em <https://sipac.ifes.edu.br/documentos/> informando seu número: **85**, ano: **2021**, tipo: **DECLARAÇÃO**, data de emissão: **03/11/2021** e o código de verificação: **237caefa0c**



MINISTÉRIO DA EDUCAÇÃO
INSTITUTO FEDERAL DO ESPÍRITO SANTO
CAMPUS MONTANHA

DECLARAÇÃO

Declaro para os devidos fins que **Wylson Zancanella Quartezeni**, Matrícula Siape nº **1043459**, atendeu em 2021/1 de 75% a 100% aos chamados de reuniões de cunho pedagógico/administrativo.

Montanha – ES, 20 de novembro de 2021.

Lays de Oliveira Joel Lopes
Técnica em Assuntos Educacionais
Coordenadoria de Gestão Pedagógica
Ifes campus Montanha



Emitido em 20/10/2021

DECLARAÇÃO Nº 86/2021 - MON-CGEN (11.02.27.01.08.02)

(Nº do Protocolo: NÃO PROTOCOLADO)

(Assinado digitalmente em 03/11/2021 11:03)

LAYS DE OLIVEIRA JOEL LOPES

TECNICO EM ASSUNTOS EDUCACIONAIS

MON-CGEN (11.02.27.01.08.02)

Matrícula: 2623943

Para verificar a autenticidade deste documento entre em <https://sipac.ifes.edu.br/documentos/> informando seu número: **86**, ano: **2021**, tipo: **DECLARAÇÃO**, data de emissão: **03/11/2021** e o código de verificação: **2a41c5f4a0**



MINISTÉRIO DA EDUCAÇÃO

INSTITUTO FEDERAL DO ESPÍRITO SANTO

PRÓ-REITORIA DE PESQUISA E PÓS-GRADUAÇÃO

Avenida Rio Branco, 50 – Santa Lúcia – 29056-264 – Vitória – ES

27 3357-7500

DECLARAÇÃO

Declaramos para os devidos fins que o(a) pesquisador(a) Waylson Zancanella Quartezeni, está desenvolvendo o projeto de pesquisa 'PJ00005095 - Irrigação por gotejamento subsuperficial e sombreamento com nanoparticulado em genótipos de cafeeiros Robusta', no Instituto Federal de Educação do Espírito Santo, com previsão de execução no período de 01/08/2019 a 31/07/2022, e que o referido projeto se encontra devidamente cadastrado junto ao Sistema Integrado de Gerenciamento da Pesquisa do Ifes (SIGPESq).

Vitória – ES, 16 de novembro de 2021.

Waylson Zancanella Quartezeni

Diretor de Pesquisa
Campus Montanha



OPEN

Photo-selective shading screens as a cover for production of purple lettuce

Ramon Amaro de Sales^{1✉}, Evandro Chaves de Oliveira², Eduardo Buzatto², Robson Ferreira de Almeida², Marcus José Alves de Lima³, Sávio da Silva Berilli², Ronilda Lana Aguiar², Mario Lovo², Robson Prucoli Posse², Joana Casagrande dos Santos², Waylson Zancanella Quarteza², Rodrigo Amaro de Salles¹ & Felipe Cunha Siman⁴

Photo-selective shading screens are emerging practices that aim to combine crop physical protection with different solar radiation filtration to achieve desired physiological responses. The objective of the present study was to evaluate the effect of photo-selective shading screens on the growth and physiology of purple lettuce for two transplanting seasons in tropical climate in Brazil. A 2 × 4 factorial arrangement was used, being considered the first factor, the transplanting season (spring and fall), and the second factor is the three 35% shading photo-selective shading screens (red, black and silver) and full sun control. The experimental design was a randomized complete block with four replications. The variables studied were: total fresh matter, total dry matter, leaf number, stem diameter, stem length, leaf area, SPAD chlorophyll index, nitrogen balance indexes, chlorophyll, flavonoids and anthocyanins. The photo-selective shading screens influenced the microclimate and the growth variables of purple lettuce, mainly when these plants were sown in the fall. Planting lettuce during spring may result in lower yields due to the higher investment of plants in secondary metabolites to defend against abiotic stress. According to the results, photo-selective shading screens are an appropriate agronomic technique to reduce phenolic compounds and improve lettuce cultivation conditions and can be implemented within protected cultivation practices to improve crop performance.

World vegetable production has increased considerably over the past five decades, in which population growth plays a key role in the growing demand for these foods¹. Among these vegetables, lettuce (*Lactuca sativa* L.) has been gaining more and more market share, where in Brazil it is among the most important cultivated vegetables.

Lettuce is a leafy vegetable, excellent source of minerals, fibers and bioactive compounds, such as folate (vitamin B9), β-carotene, lutein and phenolics that are beneficial to human health², being generally consumed fresh in salad mixes with other fresh vegetables. Global lettuce production in 2017 was approximately 27 million tons³. In 2020, Brazil produced about 1.5 million tons of lettuce and had a per capita consumption of 8.6 kg/inhabitant/year⁴.

The main cultivation techniques for vegetables in Brazil are those of open field cultivation, protected environment and hydroponic cultivation, being used according to the technical level of the producer and the need to maximize production. In this context, cultivation in protected environments has revolutionized the production of vegetables, making it possible to condition the microclimate to the needs of plants and extending the production period to times of the year and regions previously unfit for certain crops⁵.

The black shading network is one of the materials most widely used, however, pigmented networks (photo-selective) are increasingly being used in commercial production⁶. The use of pigmented screens, or technically photo-selective screens, is recent in Brazil and its effects go beyond isolated temperature interference. They can increase the relative proportion of diffused light and absorb several spectral bands, thus affecting the quality of light^{7,8}. Holcman and Sentelhas⁹, found that the type and color of the shading meshes affect the microclimate of the environment, mainly the intensity and quality of solar radiation.

¹Departament of Plant Science, Federal University of Viçosa, Viçosa, Minas Gerais 36570-900, Brazil. ²Federal Institute of Espírito Santo-Unit Itapina, Highway BR-259, Km 70, Country Side, Post office box 256, Colatina, Espírito Santo 29709-910, Brazil. ³Federal Rural University of the Amazon, Rua Professora Antônia Cunha, Capitão Poço, Pará 68650-000, Brazil. ⁴Federal University of Espírito Santo-Unit Alegre, Alto Universitário, s/n, Guararema, Alegre, Espírito Santo 29500-000, Brazil. ✉email: ramonamarodesales@gmail.com

The fraction of light that passes through the orifices of the photo-selective screens remains unchanged in quality, while the light that reaches the wires is spectrally modified and scattered at the outlet¹⁰. Therefore, the combination of light scattering and spectral manipulation can modify desirable characteristics in plants¹¹.

This technique is spreading rapidly in protected horticulture^{12,13}, however, its effects on the yield and secondary metabolism of vegetables, such as flavonoids and anthocyanins, are still uncertain.

Variations in light intensity between 400 and 600 $\mu\text{mol m}^{-2} \text{s}^{-1}$ represent optimal values for growing lettuce, depending on its latitude¹⁴. However, in most regions of Brazil this value is exceeded, making it necessary to reduce the impacts of the high intensity of irradiance. As noted by Ilić et al.¹⁵, technologies such as photo-selective screens for shading are emerging practices, which aim to combine the physical protection of cultures with different filtrations of solar radiation.

Evaluating the effect of the red photo-selective screen on saline pepper plants (*Capsicum annuum* L.) in Spain, the authors Gálvez et al.¹⁶ demonstrate that shading is an efficient management strategy to modulate microclimate conditions at the crop level, controlling ionic homeostasis and the hormonal balance of the plant to deal with salt stress. Preliminary results showed that the use of red photoelectric screens significantly increased the productivity of the zucchini¹⁷.

The use of photo-selective screens, therefore, becomes a technique capable of bringing important results in tropical agriculture, increasing the productivity of crops, as a result of physiological and biochemical changes. In this context, the objective of this research was to evaluate the effects of the planting season and of photo-selective nets for the Mimosa Roxa Salad Bowl variety on growth, yield and physiology in tropical climate in Brazil.

Materials and methods

The experiment was carried out in the experimental area of the Federal Institute of Education, Science and Technology of Espírito Santo—Itapina Campus, located in Colatina, Espírito Santo state, southeastern Brazil, with geographic coordinates of 19° 32' 22" S, 40° 37' 50" W, elevation of 71 m. The climate of the region is Tropical Aw, according to the Köppen climate classification, with a well-defined rainy season between October and January, high temperatures and 1029.9 mm average rainfall¹⁸.

Lettuce was sown in a 345-cell Green-Up phenolic foam substrate, produced in a greenhouse by hydroponic system until reaching field size (25 days after sowing), with 80% of the plants presenting 4–5 definitive leaves. The NFT hydroponic system was made up of four 3 m long benches, containing 12 polypropylene profiles, with 75 mm of diameter, spaced at 25 cm between each profiles.

Lettuce, cultivar Mimosa Roxa Salad Bowl, was grown in phenolic foam, irrigated for five days with pure water. The cells were then detached and transplanted to the nursery, receiving standard nutrient solution from the Horticulture Sector of the Federal Institute of Education, Science and Technology of Espírito Santo, Itapina Campus, adapted by Cometti et al.¹⁹ with EC = 1.0 dS m⁻¹.

The soil of the experimental area is classified as Dystrophic Red–Yellow Latosol²⁰. Soil samples were collected at random points from the experimental area of 0.5 hectares, for soil analysis and recommendation for fertilization according to Prezotti et al.²¹. Deep plowing and two harrowing were done to break the clods and homogenize the soil, facilitating the construction of the beds and the planting of the seedlings.

A 2 × 4 factorial arrangement was used, the first factor considered was the season of the year for planting, and the second factor the type of cover, being three different photo-selective screens and a control planting in full sun. The experimental design was a randomized complete block with four replications, and the experimental unit consisted of beds of 2 m in length and 1.0 m in width, with four planting lines each, with a useful area composed of two central lines, disregarding the surround lines.

Thus, two plantings were carried out in different seasons, where one was planted in the spring (18/09/2017) and the second planting in October (17/04/2018). In the composition of the treatments, three artificially generated light environments were generated by using different photo-selective shading screens (35% shading index), aiming to create environments with different light qualities, namely: T-Red, constituted red sombrite; T-Black, consisting of black sombrite; T-Silver, consisting of silver-colored sombrite and T-Control, which were plants grown in the open.

The low tunnel had 1.5 m of height and 1.20 m of base. The sides were kept open at a height of 0.30 m from the base to allow air circulation. Both tillage systems were covered in black and silver mulching, to avoid weeds growth. The temperatures and luminosity of the environments, during the experimental period, were recorded in a Data Logger Hobo apparatus placed at the canopy height of the plants, adjusted according to the plant's growth.

At the end of the experiments, 30 days after transplanting in both seasons (Spring and Autumn), the chlorophyll indices, nitrogen balance and secondary compounds were evaluated with colorimetry equipment (SPAD 502—Minolta) and a fluorescence sensor (FORCE-A, Orsay, France) which are without unit indexes. The analyzes were performed in the morning, between 9:00 and 11:00 h and on only one side of the seedlings, pointing the equipment to the crown, from the top to the bottom, at an angle of approximately 45°.

The Multiplex⁺ (FORCE-A, Orsay, France) is a hand-held, multi-parametric fluorescence sensor that uses LED excitation light and filtered-photodiode detection. The Multiplex⁺ indices were calculated by four excitation wavelengths: ultraviolet (UV, 373 nm), blue (B, 470 nm), green (G, 516 nm), Red–orange (R, 635 nm); and three detection wavelengths: yellow (YF, 590 nm), red (RF, 685 nm), and far-red (FRE, 735 nm), estimating indices of various compounds, such as nitrogen balance (NBIG and NBIR), total chlorophyll (SFRG and SFRR), anthocyanin (ANTRG and ANTRB) and flavonoids (FLAV)^{22,23}.

After the vegetables were harvested, the plants were immediately transferred to the laboratory of the Federal Institute of Education, Science and Technology of Espírito Santo—Campus Itapina, to evaluate the following characteristics: number of leaves (leaves greater than 0.01 m), stem length and diameter (with the aid of a caliper), total leaf area (using LI-3100 Area Meter leaf area meter), fresh and dry phytomass (measurements made

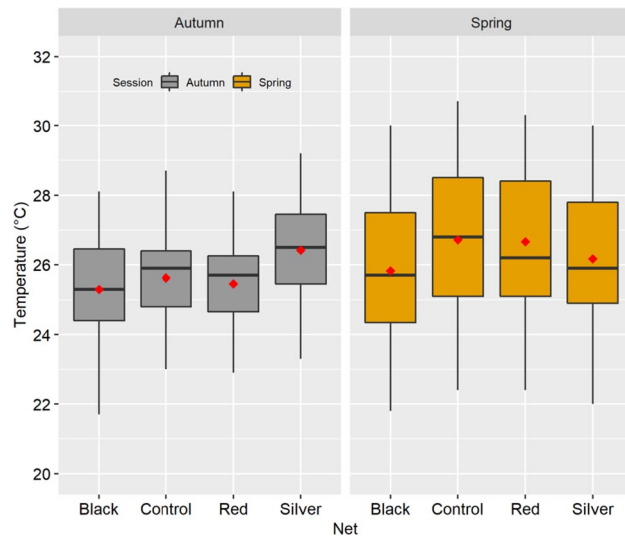


Figure 1. The average temperature variability within the photo-selective screen structures during the cultivation period (30 days) of the lettuce in the autumn and spring seasons.

with precision analytical balance). Dry weight was evaluated after drying the plants in a circulating air oven at 70 °C to constant weight.

Prior to the analysis of variance, it was verified the normality of errors and homogeneity of variance by using Shapiro–Wilk and Bartlett tests, respectively. Complying the assumptions after the verification, the analysis of variance was performed by the F test and when significant submitted to the Tukey test at a significance level of 5% probability ($p < 0.05$). To determine the influence of photo-selective screens, multivariate analysis using the main components was also performed. Statistical analyzes were performed using the open source program R.

Results and discussion

Microclimate conditions. The graphical analysis showed that the microclimatic conditions of each environment, in which the lettuce was developed, apparently did not undergo major changes, judging by the variability of the average daily temperature (Adt) inside the structures of photo-selective screens and in the open field (control treatment), indicating that there is no statistical difference in Adt between the treatments analyzed (Fig. 1).

However, it was observed that the average temperature in the control treatment, during the lettuce cycle (Atc), both in autumn and spring, were 25.6 °C and 26.7 °C, respectively, therefore a difference of 1.1 °C. On the other hand, observing the 75% percentile, it was observed that in the autumn productive cycle 75% of the days presented Adt equal to or less than 26.5 °C whereas in the spring this value was 28.6 °C (Fig. 1), certainly indicating the occurrence of the warmest period in spring.

The use of photo-selective screens, in autumn cultivation, practically did not change the Adt inside the structures, with the exception of the silver screen, which apparently conserved the heat, presenting a Adt superior to the control treatment (Fig. 1). On the other hand, the use of the screens in the spring promoted reductions in Adt, of up to 1.9 °C, 1.1 °C and 1.3 °C for the black, red and silver screens, respectively, when compared to the control treatment.

Although photo-selective screens did not provide a statistically significant reduction in Adt, they promoted a high frequency of days with Adt below Atc in the open. For example, during the autumn production cycle, black, red and silver fabrics promoted 55%, 48% and 29% of the days with Adt below Atc, while the same screens in the spring planting promoted 65%, 52%, 58%, respectively, indicating lower temperatures on at least 29% of the days in the fall and 52% in the spring.

The silver screen exhibited an interesting feature, in microclimate terms, it conserved the heat in the autumn period and reduced in the spring. This type of material has great potential for use, especially in regions with large variations in Adt, between southern stations.

Analysis of variance and effect of planting season. The analysis of variance in Table 1 reveals that there is no significant interaction between the factors under study (season × screen) for all evaluated characteristics, in purple lettuce. Therefore, only the simple effects of the factors were analyzed, within the season in which they were planted and the effect of the types of cover used (photo-selective screen) on the growth and physiology variables. When factors were analyzed in isolation, significant effects were observed, both in growth and physiological variables, indicating considerable microclimate changes, although in absolute and statistical terms they seemed insignificant.

For example, the microclimate variability modulated by the sowing dates during the productive cycles of autumn and spring, promoted significant effects at the level of 1% probability in all biometric and plant growth

Source of variance	DF	Mean squares (MS)						
		TFM	TDM	NL	SD	SL	LA ^a	SPAD
Season	1	30,381.1**	12.90*	153.5*	439.47**	12,394.2**	3262.6**	222.65*
Error a	4	243.7	1.124	1.75	0.81	108.4	28.61	4.39
Screen	3	1507.0*	3.376*	2.37 ^{ns}	0.86 ^{ns}	1341.1**	189.4*	32.85**
Season × screen	3	221.9 ^{ns}	0.774 ^{ns}	9.57 ^{ns}	1.14 ^{ns}	219.4 ^{ns}	45.8 ^{ns}	7.31 ^{ns}
Error b	12	393.4	0.765	5.16	2.89	105.5	50.98	3.75
Source of variance	DF	SFRG	SFRR	NBIG	NBIR	FLAV	ANTHRG	ANTHRB
Season	1	0.870**	1.016 **	4.05**	2.35**	1.174**	0.00806 ^{ns}	0.00007 ^{ns}
Error a	4	0.0208	0.00067	0.0128	0.0117	0.00032	0.0009	0.00033
Screen	3	0.103*	0.0213*	0.0138 ^{ns}	0.0004 ^{ns}	0.018**	0.00711*	0.0061*
Season × screen	3	0.054 ^{ns}	0.0099 ^{ns}	0.0218 ^{ns}	0.019 ^{ns}	0.0013 ^{ns}	0.00450 ^{ns}	0.0018 ^{ns}
Error b	12	0.0197	0.0049	0.0157	0.0205	0.0004	0.00152	0.00107

Table 1. Summary of analysis of variance of morphological and physiological characteristics. *TFM* total fresh matter (g), *TDM* total dry matter (g), *NL* number of leaves, *SD* stem diameter (mm), *SL* stem length (mm), *LA* leaf area (cm²). *Significant at 5% of probability ($p < 0.05$). ** Significant at 1% of probability ($p < 0.01$); *ns* no significant. ^aValues divided by 10³.

Seasons	TFM	TDM	NL	SD	SL	LA	SPAD
Spring	91.9 b	5.6 b	13.9 b	12.5 b	67.8 b	1005.6 b	26.6 a
Autumn	163.0 a	7.1 a	19.0 a	21.0 a	113.3 a	1742.9 a	20.5 b
CV%	12.24	16.71	8.01	5.36	11.49	12.31	8.89

Table 2. Mean values of total fresh and dry matter (MPT and MDT in g), number of leaves (NL), stem diameter (SD in mm), stem length (SL in mm), leaf area (LA in cm²) and leaf chlorophyll index (SPAD) of purple lettuce grown in different seasons of the year. Means followed by the same letter do not differ from each other at the 5% probability level ($p < 0.05$) by the Tukey test.

variables such as dry biomass. In addition, there were effects at the biochemical level, such as the biosynthesis of chlorophyll, flavonoids and anthocyanins, evidencing an expected fact, since the sowing dates are in different austral seasons and at a latitude of 19.5° S. Therefore, under conditions optimum water levels in the soil, such variations are modulated by crop genetics and microclimate variability, especially solar radiation and air temperature.

Regarding the types of coverage, that is, photo-selective screens (Table 1), only the variables NL and SD and NBIG and NBIR did not have a significant effect, suggesting that the use of photo-selective screens provides qualitative gains and acceleration of parameters growth. Such results suggest that the statistical characterization of the environment, in terms of frequency, is much more interesting than the application of averages tests, when the objective is to evaluate microclimate interactions with plant growth. According to Ntsoane et al.⁶, changes in the quality of light can potentially alter the physiological, biochemical processes and, consequently, the growth, development, production and quality of plants.

Through the analysis of the Table 2 content, it is possible to observe the effect of sowing season on lettuce growth and yield. There was higher total fresh matter production, total dry matter, plant height, stem diameter, stem length and leaf area when these plants were sown in autumn. As noted by Silva et al.²⁴ evaluating different lettuce cultivars (smooth, curly and purple) during summer, autumn and winter, the authors found higher yield values for all cultivars when produced in autumn in the Sergipe region, Brazil. This is the most appropriate period for cultivation according to the authors in that region.

High temperatures are common in the most of the Brazilian territory, being a limiting factor for the production of lettuce and vegetables in general, as observed during spring. When lettuces are subjected to high temperatures, there is an accelerated inflorescence formation and shortening of the vegetative period in the plants^{25,26}, impairing their yield.

Vieira²⁷ studying lettuces development, analyzing cv. Elisa and cv. Maira observed that they did not exhibit satisfactory development during a spring due to high temperatures in Minas Gerais, Brazil. The use of photo-selective screens, that reduce part of the sun's incidence, were not able to allow the plantation during this period. The authors Silva et al.²⁸ evaluate a leafy *Coriandrum sativum* during the winter, spring, summer, and fall growing seasons in a tropical environment, noting better development in growth variables and higher yield values for the fall season.

For the SPAD index (Table 2), which is an indirect chlorophyll meter, although it presented higher values for spring planting, this did not reflect a higher total amount of chlorophyll. Both lettuce dry yield and leaf area were higher when sown in autumn, probably because of the higher dry matter and also the larger leaf area, led to a reduction in chlorophyll concentration due to the dilution effect in reason of the higher plant growth.

Seasons	NBIG	NBIR	SFRG	SFRR	FLAV	ANTHRG	ANTHRB
Spring	1.07 b	0.59 b	1.50 a	1.30 a	0.30 a	0.173 a	-0.736 a
Autumn	1.89 a	1.22 a	1.12 b	0.89 b	-0.14 b	0.135 a	-0.733 a
CV%	7.61	15.05	11.00	11.39	22.99	19.37	2.48

Table 3. Average values of nitrogen balance (NBIG and NBIR), chlorophyll (SFRG and SFRR), flavonoids (FLAV) and anthocyanins (ANTHRG and ANTHR) indexes of purple lettuce grown at different seasons. Means followed by the same letter do not differ from each other at the 5% probability level ($p < 0.05$) by the Tukey test.

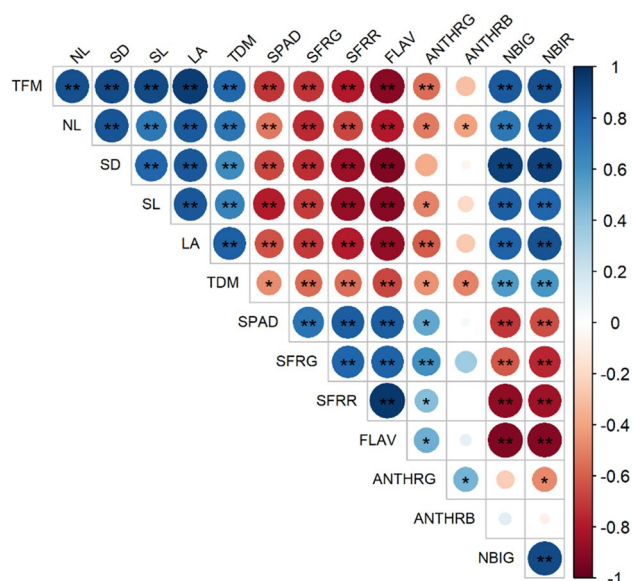


Figure 2. Correlation analysis between the response variables studied for purple lettuce. Significant a $*p < 0.05$; $**p < 0.01$. Positive and negative correlations are displayed in blue and red, respectively; the color intensity and circle size are proportional to the correlation coefficients. *TFM* total fresh matter, *TDM* total dry matter, *NL* number of leaves, *SD* stem diameter, *SL* stem length, *LA* leaf area, *SPAD* chlorophyll index; nitrogen balance indexes (NBIG and NBIR), chlorophyll (SFRG and SFRR), flavonoids (FLAV) and anthocyanins (ANTHRG and ANTHR).

This phenomenon has already been observed by several authors, such as chlorophyll leaf concentrations in orange twigs, obtained by SPAD calibration with chlorophyll extraction by Pestana et al.²⁹, in which, according to the authors, a resumption of orange growth caused this effect. The same was observed for micronutrient Zn in cotton plants by Anwaar et al.³⁰.

The sowing time provided differences for almost all variables obtained by Multiplex as observed in Table 3. It is important to highlight that the chlorophyll indices obtained by Multiplex, presented the same response pattern of SPAD, with spring planting presenting higher values of chlorophyll. By the correlation analysis (Fig. 2), it confirms the dilution effect of these chlorophyll indices, obtained by Multiplex and SPAD, by presenting negative and significant correlation with leaf expansion (LA). Thus, as plant leaf area was increasing, the plants presented lower chlorophyll concentration per unit area.

Nitrogen balance indices were higher during autumn planting, contributing to a greater amount of lettuce dry matter during this planting season, since N participates in amino acid and protein composition and chlorophylls. Thus, there was a noticeable increase in leaf area expansion (Table 2) during autumn and, consequently, the levels of liquid photosynthesis, resulting in greater accumulation of dry matter. As noted by Sales et al.³¹, the leaf area is responsible for capturing sunlight through its complex antenna, generating energy and directly participating in the formation of photoassimilates for the plant through photosynthesis, which will be responsible for maintenance and growth.

Although the nutrient supply was equal at both planting seasons, this higher nitrogen balance is easily explained, because during spring there was greater synthesis of flavonoids and anthocyanins (Table 3). As noted by Coelho et al.³² there is a competition in biosynthesis and metabolic regulation of polyphenols and proteins, which use the same precursor, the amino acid phenylalanine. Thus, due to a higher growth rate in plants grown during the autumn, protein synthesis reduced the availability of phenylalanine for use in phenolic synthesis³³, which resulted in a lower rate of secondary compounds as anthocyanins and flavonoids, observed in this experiment.

Treatments	TFM	TDM	NL	SD	SL	LA	SPAD
T-Red	141.8 a	7.3 a	16.9 a	17.2 a	98.1 a	1563.5 a	22.0 b
T-Black	134.9 ab	6.5 ab	17.1 a	16.3 a	102.5 a	1428.1 ab	22.9 b
T-Silver	127.9 ab	6.0 ab	16.2 a	16.7 a	92.6 a	1367.8 ab	22.3 b
T-Control	105.2 b	5.6 b	15.7 a	16.8 a	69.0 b	1137.7 b	27.0 a
CV%	15.56	13.79	13.76	10.12	11.34	16.42	8.22

Table 4. Average values of total fresh and dry matter (GFR and TDM in g), number of leaves (NL), stem diameter (SD in mm), stem length (SL in mm), leaf area (LA in cm²) and chlorophyll index (SPAD) of purple lettuce cultivated in different photo-selective screens and in full sun. Means followed by the same letter do not differ from each other at the 5% probability level ($p < 0.05$) by the Tukey test.

Treatments	NBIG	NBIR	SFRG	SFRR	FLAV	ANTHRG	ANTHRB
T-Red	1.47 a	0.92 a	1.18 b	1.04 b	0.03 c	0.128 b	-0.763 b
T-Black	1.45 a	0.91 a	1.22 ab	1.05 ab	0.04 c	0.136 b	-0.761 b
T-Silver	1.56 a	0.91 a	1.42 a	1.14 ab	0.09 b	0.142 ab	-0.706 a
T-Control	1.47 a	0.90 a	1.43 a	1.16 a	0.16 a	0.208 a	-0.708 ab
CV%	8.43	15.79	10.68	6.37	20.21	26.14	4.44

Table 5. Mean values of nitrogen balance (NBIG and NBIR), chlorophyll (SFRG and SFRR), flavonoids (FLAV) and purple lettuce anthocyanins (ANTHRG and ANTHR) indices grown in different photo-selective screens and in full sun. Means followed by the same letter do not differ from each other at the 5% probability level ($p < 0.05$) by the Tukey test.

The flavonoids and anthocyanins compounds are responsible for protecting against damage caused by UV light on leaves, which have a negative correlation with nitrogen balance (Fig. 2). Thus, vegetables accumulate a series of phenolic compounds and other antioxidants as a protective action against high irradiance and UV light³⁴, which are higher during spring. The authors Sales et al.²³ observed in the species *Schinus terebinthifolius* that a higher index of flavonoids in the leaves caused a lower nitrogen balance.

Effect of photo-selective screens on growth and physiology. Among the variables analyzed in Table 4, the number of leaves and stem diameter did not differ between the different photo-selective screens used and the plants grown in full sun. The characteristics leaf area, fresh matter and total dry presented the same response pattern, and the red photo-selective screens, black and silver colors were statistically equal. In a study conducted by Bastías et al.³⁵, it revealed that leaves under photo-selective nets have longer stomata and a greater length–width ratio compared to the control network. This may have contributed to increase photosynthesis and, consequently, larger accumulation of carbon.

In contrast, the authors Tafoya et al.³⁶ comparing different colors of photo-selective screens in cucumber cultivation, observed equal fruit weight in red and silver photo-selective screens, but both were larger than black photo-selective net.

There was greater stem elongation (SL) when cultivated in photo-selective screens than in full sun. As noted by Ilić et al.³⁷, lower light intensities increase the elongation of the lettuce stem. Thus, the 35% shading index favored the plants, in which they presented longer stem lengths. Considering that the availability of light was similarly reduced by photo-selective screens, these results suggest that, in our study, the amount of light appeared to be more important than the quality of light for changes in growth characteristics, how suggested by Bastías et al.³⁵.

The red photo-selective screen was superior to the control, planting in full sun, which provided a gain in leaf area of 37%. This greater leaf expansion allowed greater light interception, which resulted in a 30% gain in dry matter when compared to the control treatment. According to Tudela et al.³⁸ in leafy vegetables the dry matter is considered as a quality parameter to guarantee the useful life. Higher lettuce weight in red photo-selective screen was observed by Ilić et al.³⁷ when compared to black, blue photo-selective screens and full sun.

By covering crops with red and blue photo-selective screens, allow to achieve improvements in photosynthesis and consequently productivity, as these nets improve radiation absorption at blue and red wavelengths³⁹. Red nets transmit a higher flux density of photosynthetic photons and transmit more red light within the culture environment, and ensure greater radiation scattering^{34,36}. According to Sivakumar et al.⁴⁰, the red photo-selective screens absorbs UV, blue and green (495–570 nm) and enriches the distant red and red spectral region, in which plant growth and development can be modified by changing these light levels.

For the SPAD index, it is observed that the plants cultivated in full sun (T-Control) presented the highest values (Table 4). These results can be better understood when analyzing the leaf area and dry matter, since the photo-selective screens presented higher numerical values, thus, possibly there was a dilution effect for SPAD and the chlorophyll indices obtained by Multiplex (Table 5).

Regarding the biochemical parameters, it was observed that there was no difference for the nitrogen balance indices. Open field cultivation showed the highest levels of flavonoids, the same observed for anthocyanins,

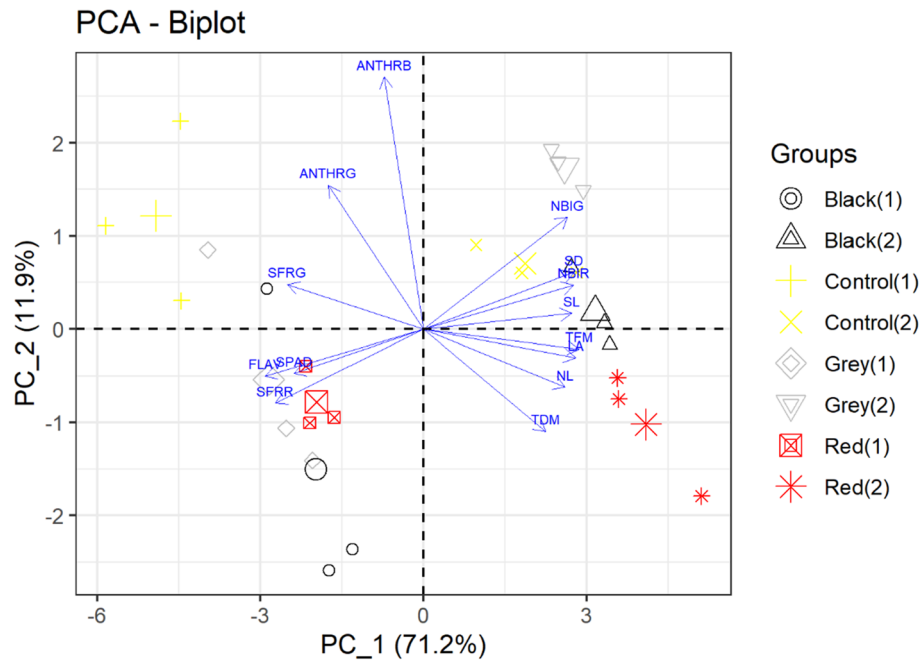


Figure 3. Principal component analysis of variables associated with lettuce growth and physiology cultivated two planting seasons and in different photo-selective screens (black, control (full sun), silver and red). (1) Spring; (2) Autumn. *TFM* total fresh matter, *TDM* total dry matter, *NL* number of leaves, *SD* stem diameter, *SL* stem length, *LA* leaf area, *SPAD* chlorophyll index; nitrogen balance indexes (*NBIG* and *NBIR*), chlorophyll (*SFRG* and *SFRR*), flavonoids (*FLAV*) and anthocyanins (*ANTHRG* and *ANTHRB*).

indicating that the synthesis of these compounds in lettuce produced in the open field has more expressive antioxidant activity than that of lettuce grown under shading screens.

Solar radiation and its spectral composition regulate many physiological responses in plants, including flavonoid biosynthesis, which local site of higher solar require greater protection against daily photoinhibition^{41,41}, therefore, the cultivation in full sun there was greater biosynthesis and accumulation of these compounds in the epidermal tissues.

Correlation matrix and PCA analysis. When the data were correlated to verify the association between the variables, it was observed a significant correlation ($p < 0.05$ and $p < 0.01$) in most of the studied variables, with positive and negative correlations (Fig. 2). When comparing the results of growth variables such as *TFM*, *NL*, *SD*, *SL*, *LA* and *TDM* with flavonoids, strong and negative correlations were observed. Thus, the higher the growth of these plants, the lower their investment in defense compounds. This is because the investment in defense compounds requires precursor molecules of primary metabolism⁴².

Plants allocate the resources acquired above and below the ground for their vital functions, such as growth, defense and reproduction, to maximize their suitability for the environment in which they are inserted⁴³. The allocation to one function prevents its use for another, promoting trade-offs that determine resource allocation restrictions^{42,44}.

These changes in resource allocation may occur because of biotic and abiotic stresses and, in the specific case of this study, by microclimate changes (abiotic) promoted by the different photo-selective screens. Therefore, such microclimate changes were able to change the allocation of resources, promoting more synthesis of defense compounds or growth.

Correlations between nitrogen balance indexes (*NBIG* and *NBIR*) with growth characteristics were strong and positive according to Fig. 2. Thus, it can be stated that plants with a high nitrogen balance are in line with its growth, and it can be used as a non-destructive indicator of growth and/or biomass. According to Li et al.⁴⁵ nitrogen balance is a very sensitive index for the diagnosis of plant N status and is, therefore, a strong indicator of N status.

Figure 3 reports ordering biplotation of principal component analysis (PCA) output modeling. The first two main components reached 83.1% of the total variation, on lettuce growth and physiology, where *PC_1* accounted for 71.2% and *PC_2* for 11.9% of the variance of the lettuce matrix data. This allowed data variability and possible associations between variables to be described in two main axes. Thus, the characteristics that showed strong association with *PC_1* and *PC_2* can explain the response of plants with the different treatments used.

The variables *NBIG*, *NBIR*, *SD*, *SL*, *TFM*, *LA*, *NL* and *TDM* presented similar contributions to *CP_1*. These variables were strongly associated with the red, black and silver photo-selective screens grown in the autumn planting, thus contributing to the higher values in these variables. It was also observed high positive correlations

between the variables SD, NBIR and SL, as they formed acute angles between the variables, the same also occurred for TFM, LA and NL.

Analyzing CP_2, it was possible to observe that the anthocyanin indices (ANTHRG and ANTHRB) presented the largest contributions. The ANTHRB index was the most important, but had little association with the photo-selective screens. The ANTHRG characteristic was more associated with the control treatment, that is, in full sun and when cultivated during spring. This is probably linked to the higher radiation availability and higher temperatures recorded during spring and full sun planting.

In general, we can see a clear separation between groups in CP_1 that presented more than 70% of the total variation, in which the characteristics that contributed the most to this component are associated with the different photo-selective screens during autumn planting. As noted by Ilić et al.¹¹ shading is a technique used to control plant development and improve yield and quality before and after harvest.

Thus, despite the use of photo-selective screens aid during the spring in microclimate conditions, it presented low influence on the characteristics that contributed most in CP_1. This gives two important information, the first is about the importance of using shading screens during the fall, and the other one that the shading rate can be over than 35% during spring and summer crops in tropical regions such as Brazil. Thus, the analysis of the photo-selective meshes and planting times on the morphological and physiological characteristics is important, since it allows to group the treatments according to their growth performance.

Conclusion

Spring lettuce crops in tropical countries may result in lower yields due to higher plant investment in secondary metabolites to defend against abiotic stresses.

Photo-selective screen appears to be an appropriate agronomic technique to reduce phenolic compounds and improve lettuce cultivation conditions and it can be implemented to improve crop performance.

The red photo-selective screens enhanced the photosynthetic activity of the plant, observed by the high gains in biomass and leaf expansion, recommended for cultivation.

Received: 14 May 2020; Accepted: 6 July 2021

Published online: 22 July 2021

References

- Lopez, J. A. An analysis of fresh-vegetable consumption in the Dallas-Fort Worth Metropolitan Area. *Tex. J. Agric. Nat. Res.* **31**, 20–38 (2018).
- Kim, M. J., Moon, Y., Tou, J. C., Mou, B. & Waterland, N. L. Nutritional value, bioactive compounds and health benefits of lettuce (*Lactuca sativa* L.). *J. Food Compos. Anal.* **49**, 19–34 (2016).
- FAOSTAT. *Lettuce (With Chicory) Production in 2018; Countries/Regions/Production Quantity from Pick Lists* (UN Food & Agriculture Organization, Statistics Division, 2018).
- Furlanetto, R. H. et al. Hyperspectral reflectance imaging to classify lettuce varieties by optimum selected wavelengths and linear discriminant analysis. *Remote Sens. Appl. Soc. Environ.* **20**, 100400 (2020).
- Cantu, R. R., Goto, R., Junglaus, R. W., Gonzatto, R. & Cunha, A. R. Uso de malhas pigmentadas e mulching em túneis para cultivo de rúcula: efeito no ambiente e nas plantas modelo. *Ciência Rural* **43**, 810–815 (2013).
- Ntoane, L. L., Soundy, P., Jifon, J. & Sivakumar, D. Variety-specific responses of lettuce grown under the different-coloured shade nets on phytochemical quality after postharvest storage. *J. Hortic. Sci. Biotechnol.* **91**(5), 520–528 (2016).
- Pérez, M. et al. The radiation spectrum through ornamental net houses and its impact on the climate generated. *Acta Hort.* **719**, 631–636 (2006).
- Stamps, R. H. Use of colored shade netting in horticulture. *HortScience* **44**, 239–241 (2009).
- Holcman, E. & Sentelhas, P. C. Bromeliads production in greenhouses associated to different shading screens. *Hortic. Bras.* **31**(3), 386–391 (2013).
- Appling, S. M. Colored shade cloth affects the growth of basil, cilantro, and parsley. M.S.c. thesis, Blacksburg, Virginia Polytechnic Institute and State University (2012).
- Ilić, Z. S., Milenković, L., Šunić, L. & Manojlović, M. Color shade nets improve vegetables quality at harvest and maintain quality during storage. *Contemp. Agric.* **67**, 9–19 (2018).
- Rajapakse, N. C. & Shahak, Y. Light quality manipulation by horticulture industry. In *Light and Plant Development* (eds Whitelam, G. & Halliday, K.) 290–312 (Blackwell Publishing, 2007).
- Shahak, Y., Gal, E., Offir, Y. & Ben-Yakir, D. Photosensitive shade netting integrated with greenhouse technologies for improved performance of vegetable and ornamental crops. *Acta Horticulturae Wageningen* **797**(1), 75–80 (2008).
- Fu, W., Li, P. & Wu, Y. Effects of different light intensities on chlorophyll fluorescence characteristics and yield in lettuce. *Sci. Hortic.* **135**, 45–51 (2012).
- Ilić, Z. S., Milenković, L., Šunić, L. & Fallik, E. Effect of coloured shade-nets on plant leaf parameters and tomato fruit quality. *J. Sci. Food Agric.* **95**, 2660–2667 (2015).
- Gálvez, A., Albacete, A., Amor, F. M. & López-Marín, J. The use of red shade nets improves growth in salinized pepper (*Capsicum annuum* L.) plants by regulating their ion homeostasis and hormone balance. *Agronomy* **10**, 1766 (2020).
- Amor, F. M., Gálvez, A., Romero, M., Otorola, G. & López-Marín, J. Preliminary study of the behavior of a courgette crop grown under photosensitive shade nets. *Acta Hort.* **1268**, 341–345 (2020).
- Sales, R. A. et al. Sazonal and interannual rainfall variability for Colatina, Espírito Santo, Brazil. *Scientia Agraria* **19**, 186–196 (2018).
- Cometti, N. N., Furlani, P. R., Ruiz, H. A. & Fernandes Filho, E. I. Soluções nutritivas: Formulação e aplicações. In *Nutrição Mineral de Plantas* (ed. Manlio, S. F.) 89–114 (Sociedade Brasileira de Ciência do Solo, 2006).
- EMBRAPA. *Sistema Brasileiro de Classificação de Solos* 3rd edn. (Embrapa Solos, 2013).
- Prezotti, L. C., Gomes, J. A., Dadalto, G. G. & Oliveira, J. A. *Manual de Recomendação de calagem e adubação para o Estado do Espírito Santo 5a aproximação* 305 (SEEA/Incaper/Cedagro, 2007).
- Ghozlen, N. B., Cerovic, Z. G., Germain, C., Toutain, S. & Latouche, G. Non-destructive optical monitoring of grape maturation by proximal sensing. *Sensors* **10**(11), 10040–10068 (2010).
- Sales, R. A. et al. Influence of different sources of organic matter on physiological components of leaves of the species *Schinus terebinthifolius* Raddi. (anacardiaceae). *Scientia Agraria* **19**, 132–141 (2018).
- Silva, V. D. P. R. D. et al. Evapotranspiration, water use efficiency and crop coefficient of three lettuce varieties grown in a tropical region. *Revista de Ciências Agrárias* **41**, 221–230 (2018).

25. Ryder, E. J. Lettuce breeding. In *Breeding Vegetable Crops* (ed. Bassett, M.) 433–474 (AVI Publishing Co., 1986).
26. Sala, F. C. & Costa, C. D. Retrospective and trends of Brazilian lettuce crop. *Hortic. Bras.* **30**, 187–194 (2012).
27. Vieira, J. C. B. Performance of four lettuce cultivars in different environments and growing seasons in Viçosa-MG. (Federal University of Viçosa, ix, 53f. : il, 2016).
28. Silva, V. D. P. *et al.* Evapotranspiration, crop coefficient and water use efficiency of coriander grown in tropical environment. *Hortic. Bras.* **36**, 446–452 (2018).
29. Pestana, M., Correia, P. J., Varennes, A., Abadia, J. & Faria, E. A. Effectiveness of different foliar iron applications to control iron chlorosis in orange trees grown on a calcareous soil. *J. Plant Nutr.* **24**, 613–622 (2001).
30. Anwaar, S. A. *et al.* Silicon (Si) alleviates cotton (*Gossypium hirsutum* L.) from zinc (Zn) toxicity stress by limiting Zn uptake and oxidative damage. *Environ. Sci. Pollut. Res.* **22**, 3441–3450 (2015).
31. Sales, R. A. *et al.* Influência de diferentes fontes de matéria orgânica na propagação da *Schinus terebinthifolius* Raddi. *Scientia Agraria* **18**, 99–106 (2017).
32. Coelho, F. S., Fontes, P. C. R., Finger, F. L. & Cecon, P. R. Evaluation of potato nitrogen status based on polyphenol and chlorophyll leaf content. *Pesq. Agrop. Brasileira* **47**, 584–592 (2012).
33. Caretto, S., Linsalata, V., Colella, G., Mita, G. & Lattanzio, V. Carbon fluxes between primary metabolism and phenolic pathway in plant tissues under stress. *Int. J. Mol. Sci.* **16**, 26378–26394 (2015).
34. Ilić, Z. S. & Fallik, E. Light quality manipulation improves vegetable quality at harvest and postharvest: A review. *Environ. Exp. Bot.* **139**, 79–90 (2017).
35. Bastias, R. M., Losciale, P., Chieco, C. & Corelli-Grappadelli, L. Red and blue netting alters leaf morphological and physiological characteristics in apple trees. *Plants* **10**(1), 127 (2021).
36. Tafoya, F. A. *et al.* Sunlight transmitted by colored shade nets on photosynthesis and yield of cucumber. *Ciência Rural* **48**, e20170829 (2018).
37. Ilić, S. Z. *et al.* Light modification by color nets improve quality of lettuce from summer production. *Sci. Hortic.* **226**, 389–397 (2017).
38. Tudela, J. A., Hernández, N., Pérez-Vicente, A. & Gil, M. I. Growing season climates affect quality of fresh-cut lettuce. *Postharvest Biol. Technol.* **123**, 60–68 (2017).
39. Manja, K. & Aoun, M. The use of nets for tree fruit crops and their impact on the production: A review. *Sci. Hortic.* **246**, 110–122 (2019).
40. Sivakumar, D., Jifon, J. & Soundy, P. Spectral quality of photo-selective shade nettings improves antioxidants and overall quality in selected fresh produce after postharvest storage. *Food Rev. Intl.* **34**, 290–307 (2018).
41. Quarzani, W. Z. *et al.* Effect of different sources of organic matter added to the substrate on physiological parameters of clonal plants of conilon coffee. *Aust. J. Crop Sci.* **12**, 1328–1334 (2018).
42. Züst, T. & Agrawal, A. A. Trade-offs between plant growth and defense against insect herbivory: an emerging mechanistic synthesis. *Annu. Rev. Plant Biol.* **68**, 513–534 (2017).
43. Bhadra, S. & Cai, Z. Q. Ontogenetic shifts in resource allocation and potential defense syndromes of a tropical medicinal treelet. *Ind. Crops Prod.* **138**, 111450 (2019).
44. Bazzaz, F. A., Chiariello, N. R., Coley, P. D. & Pitelka, L. F. Allocating resources to reproduction and defense. *Bioscience* **37**(1), 58–67 (1987).
45. Li, J., Zhang, F., Qian, X., Zhu, Y. & Shen, G. Quantification of rice canopy nitrogen balance index with digital imagery from unmanned aerial vehicle. *Remote Sens. Lett.* **6**, 183–189 (2015).

Acknowledgements

The authors thank the Federal Institute of Education, Science and Technology of Espírito Santo for the use of the materials and laboratory to perform the analysis and the Foundation for Support to Research and Innovation of Espírito Santo (FAPES) for the financial assistance of funding and research grant.

Author contributions

The authors E.C.O. and E.B. designed the study. The authors E.B., J.C.S. and M.L. executed the experiment and measured the morphological traits in seedlings. S.S.B., E.C.O. and R.L.A. measured the physiological traits. Static analysis was done by R.A.S. The interpretation of the results and discussion were made by R.A.S. and E.C.O. R.F.A., W.Z.Q., S.S.B. and R.P.P. edited the manuscript for English and gave some valuable comments to improve the quality of work. The authors M.A.J.L., R.A.S. and F.C.S. helped in evaluations carried out in the laboratory and in the review of statistics. All authors read and revised the manuscript, provided helpful discussions and approved its final version.

Competing interests

The authors declare no competing interests.

Additional information

Correspondence and requests for materials should be addressed to R.A.d.

Reprints and permissions information is available at www.nature.com/reprints.

Publisher's note Springer Nature remains neutral with regard to jurisdictional claims in published maps and institutional affiliations.



Open Access This article is licensed under a Creative Commons Attribution 4.0 International License, which permits use, sharing, adaptation, distribution and reproduction in any medium or format, as long as you give appropriate credit to the original author(s) and the source, provide a link to the Creative Commons licence, and indicate if changes were made. The images or other third party material in this article are included in the article's Creative Commons licence, unless indicated otherwise in a credit line to the material. If material is not included in the article's Creative Commons licence and your intended use is not permitted by statutory regulation or exceeds the permitted use, you will need to obtain permission directly from the copyright holder. To view a copy of this licence, visit <http://creativecommons.org/licenses/by/4.0/>.

© The Author(s) 2021



Submit an article

Journal homepage

Enter keywords, authors, DOI, ORCID etc

This Journal

Advanced search

47

Views

0

CrossRef citations to date

0

Altmetric

Research Articles

Tannery sludge and urban waste compost in the production of *Solanum melongena* L. through regression and multivariate analysis

Sávio da Silva Berilli, Rebyson Bissaco Guidinella, Jaqueline Rodrigues Cindra de Lima Souza, Ramon Amaro de Sales, Marcus Vinícius Souza Silva, Leonardo Martinelli, Waylson Zancanella Quartezani, Rodrigo Amaro de Salles, Wilian Rodrigues Ribeiro & Ana Paula Candido Gabriel Berilli

Pages 2559-2571 | Received 20 Sep 2019, Accepted 08 Mar 2021, Published online: 30 Apr 2021

Download citation | <https://doi.org/10.1080/01904167.2021.1918714> | Check for updates

Full Article

Figures & data

References

Citations

Metrics

Reprints & Permissions

Get access



Abstract

In vegetable production, seedling propagation is one of the most important steps as it directly influences the final performance of the plants. In order for such condition, the propagation substrate must be in good condition. The objective of this work was to evaluate the effect of different combinations of tannery sludge and urban waste compost as substrates in comparison to the commercial substrate Maxfétil[®] on the growth and quality of eggplant seedlings. The experiment was conducted in a greenhouse using a randomized block design with eight treatments and six replications. The commercial substrate was Maxfétil[®], a crushed pine bark, with limestone, and seven treatments with increasing proportions of tannery sludge/decreasing urban waste compost (0/100; 10/90; 30/70; 50/50; 70/30; 90/10 and 100/0 v/v). Characteristics of emergence, growth, quality and leaf nitrogen (N) content were evaluated. No difference was found in the emergence of eggplant seedlings among the different treatments used; however, the growth characteristics, quality and N content featured significant effects when the seeds were propagated in alternative substrates. Regression adjustments pointed to an optimal range of 41–49% of tannery sludge associated with urban waste compost for the evaluated characteristics. The strong correlation between SPAD and N content shows its potentiality in detecting N deficiencies in seedlings. The use of tannery sludge residues associated with urban waste compost seems to be an appropriate and sustainable practice for recycling with high agronomic potential.

Q Keywords: [eggplant](#) [principal components](#) [propagation](#) [solid residues](#) [sustainability](#)

< Previous article

View issue table of contents

Next article >

Related research

Recommended articles

Cited by

Biotechnological interventions in eggplant (*Solanum melongena* L.) >

Shweta Sharma et al.
The Journal of Horticultural Science and Biotechnology
Published online: 3 Nov 2019

The complete chloroplast genome of eggplant (*Solanum melongena* L.) >

Qing-Xia Ding et al.
Mitochondrial DNA Part B
Published online: 12 Nov 2016

Determination of Endosulfan Residues in Eggplant (*Solanum melongena*) by ELISA >

Shashi B. Singh et al.
Journal of Environmental Science and Health, Part B
Published online: 24 Jun 2011

View more

Sample our Environment & Agriculture Journals
>> Sign in here to start your access to the latest two volumes for 14 days

GET CLEAN THINKING FOR CLIMATE ACTION >

F1000Research
Publish your Policy Brief rapidly today and inspire change for tomorrow
SUBMIT WORK

F1000Research
Publish your Plant Biology research with F1000Research
SUBMIT WORK

Conselho de Administração, Conselho Fiscal e Diretoria Executiva

CONSELHO DE ADMINISTRAÇÃO DA FACTO 2016-2021

COMPOSIÇÃO: 09 membros. Será renovado bianualmente em ½ (metade) de seus membros eleitos.

André Romero da Silva – [Presidente do Conselho de Administração](#) e membro titular – mandato de 06/10/2020 a 05/10/2022.

Maria Valdete Santos Tannure – membro titular – mandato de 06/10/2020 a 05/10/2024.

Marcelo Tedoldi Machado – membro titular – mandato de 06/10/2020 a 05/10/2024.

Geovani Alipio Nascimento Silva – membro titular – mandato de 06/10/2020 a 05/10/2024.

Waylson Zancanella Quarteza – membro titular – mandato de 06/10/2020 a 05/10/2024.

Luciano Forrechi – membro titular – mandato de 06/10/2020 a 05/10/2024, conselheiros indicados por entidades científicas, empresariais e profissionais.

José Alexandre de Souza Gadioli – membro suplente – mandato de 06/10/2020 a 05/10/2024.

Renato Tannure Rotta de Almeida – membro suplente – mandato de 06/10/2020 a 05/10/2024.

Anderson Rozeno Bozzetti – membro suplente – mandato de 06/10/2020 a 05/10/2024.

Romulo Matos de Moraes – membro suplente – mandato de 06/10/2020 a 05/10/2024.

Nágila de Fátima Rabelo Moraes – membro suplente – mandato de 06/10/2020 a 05/10/2024.

Neviton Helmer Gasparini – membro suplente – mandato de 06/10/2020 a 05/10/2024